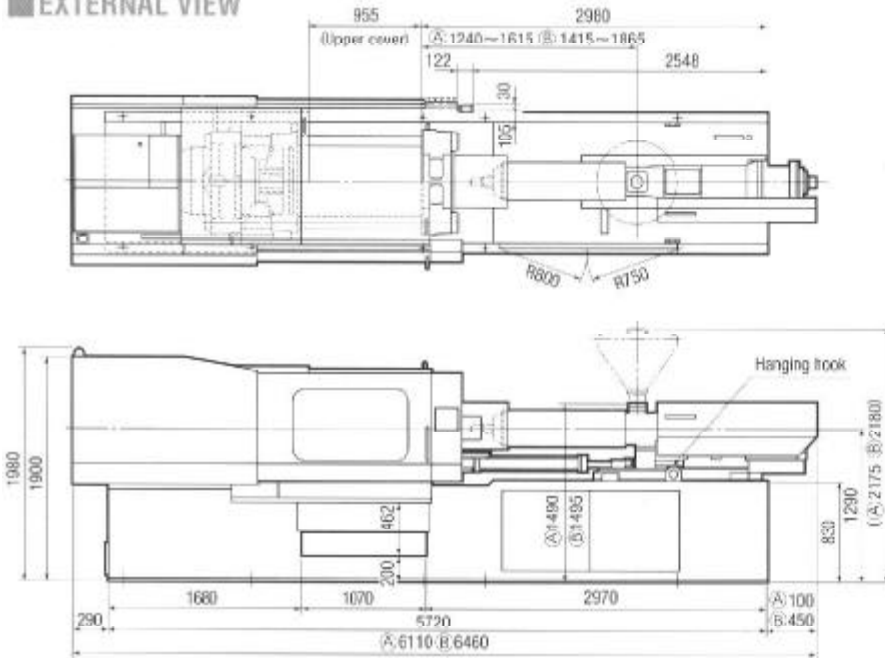


Notes :

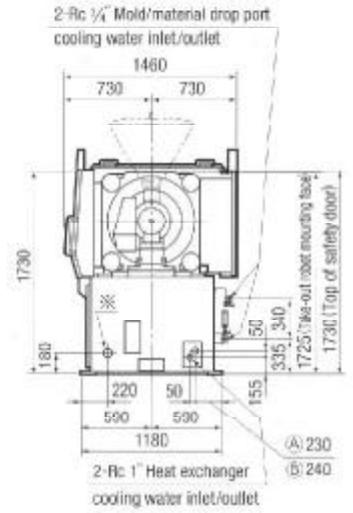
1. Injection capacity and plasticizing capacity values are dependent on molding conditions and materials used.
2. Weight per shot is 90% of theoretical value. (GPPS)
3. The foregoing specifications are subject to change without notice.
4. ★ : Standard models.

FN4000						FN5000						FN6000					
36A★			50A			50A★			71A			71A★			100A		
(A)	(B)	(C)	(A)	(B)	(C)	(A)	(B)	(C)	(A)	(B)	(C)	(A)	(B)	(C)	(A)	(B)	(C)
1.8	2.0	2.2	2.0	2.2	2.5	2.0	2.2	2.5	2.2	2.5	2.8	2.2	2.5	2.8	2.5	2.8	3.1
45	50	56	50	56	63	50	56	63	56	63	71	56	63	71	63	71	80
17.4	21.5	27.0	24.5	30.8	39.0	24.5	30.8	39.0	33.8	42.8	54.4	33.8	42.8	54.4	48.5	61.6	78.1
286	353	443	402	505	639	402	505	639	554	701	891	554	701	891	795	1010	1280
9.1	11.2	14.1	12.8	16.0	20.3	12.8	16.0	20.3	17.6	22.2	28.3	17.6	22.2	28.3	25.2	32.1	40.6
181	242	331	214	289	403	214	289	403	275	368	518	275	368	518	357	503	699
82	110	150	97	131	183	97	131	183	125	167	235	125	167	235	162	228	317
30080	24390	19410	28730	22900	18130	28730	22900	18130	28510	22540	17780	28510	22540	17780	29790	23470	18490
2115	1715	1365	2020	1610	1275	2020	1610	1275	2005	1585	1250	2005	1585	1250	2095	1650	1300
12.7	15.7	19.8	13.4	16.8	21.2	13.4	16.8	21.2	16.3	20.6	26.2	16.3	20.6	26.2	16.1	20.5	26.0
209	258	324	219	275	348	219	275	348	267	338	430	267	338	430	264	336	426
0~200			0~150			0~150			0~150			0~150			0~120		
200~240			150~210			150~210			150~200			150~200			120~190		
11.9			23.8			23.8			23.8			23.8			23.8		
45			90			90			90			90			90		
197			237			237			237			237			309		
179			215			215			215			215			280		
27.5			29.9			29.9			29.9			29.9			32.7		
700			760			760			760			760			830		
9.8			11.4			11.4			11.4			11.4			12.6		
250			290			290			290			290			320		
37.4			41.3			41.3			41.3			41.3			45.3		
950			1050			1050			1050			1050			1150		
20.9×20.9			23.2×23.2			23.2×23.2			23.2×23.2			23.2×23.2			26.0×26.0		
530×530			590×590			590×590			590×590			590×590			660×660		
30.3×30.3			33.5×33.5			33.5×33.5			33.5×33.5			33.5×33.5			37.6×37.6		
770×770			850×850			850×850			850×850			850×850			955×955		
4.3			4.7			4.7			4.7			4.7			5.1		
110			120			120			120			120			130		
30 [40HP]			30 [40HP]			30 [40HP]			37 [50HP]			37 [50HP]			37 [50HP]		
12.26			14.72			14.72			16.87			16.87			24.07		
185			193			193			193			193			214		
700			730			730			730			730			810		
220.9×53.1×76.6			230.3×53.1×76.6			240.5×57.5×77.9			254.3×57.5×77.9			262.6×63.0×81.5			279.5×63.0×81.5		
5.61×1.35×1.95			5.85×1.35×1.95			6.11×1.46×1.98			6.46×1.46×1.98			6.67×1.60×2.07			7.10×1.60×2.07		
200.0×44.9			225.2×46.4			225.2×46.4			225.2×46.4			243.7×49.2			243.7×49.2		
5.08×1.14			5.72×1.18			5.72×1.18			5.72×1.18			6.19×1.25			6.19×1.25		
15432			15873			19621			20282			24030			25353		
7.0			7.2			8.9			9.2			10.9			11.5		


EXTERNAL VIEW



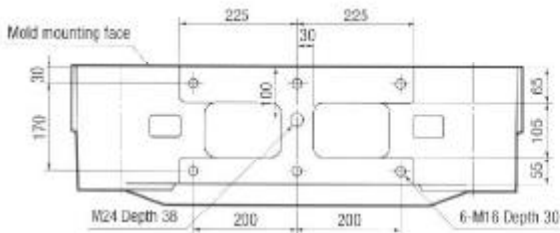
3-phase AC power		
230/400V 50/60Hz		
	(A)	(B)
Pump motor	kW 37.0	37.0
Heater	kW 14.72	16.87
Control	kW 1.0	1.0
Total	kW 52.72	54.87
	kVA 65.72	67.87



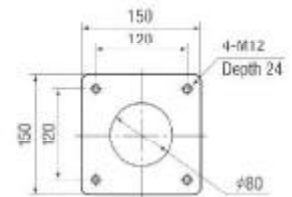
FOUNDATION DIAGRAM



TAKE OUT ROBOT FIXATION DIAGRAM



HOPPER FIXATION DIAGRAM



MOLD ATTACHMENT DIAGRAM

